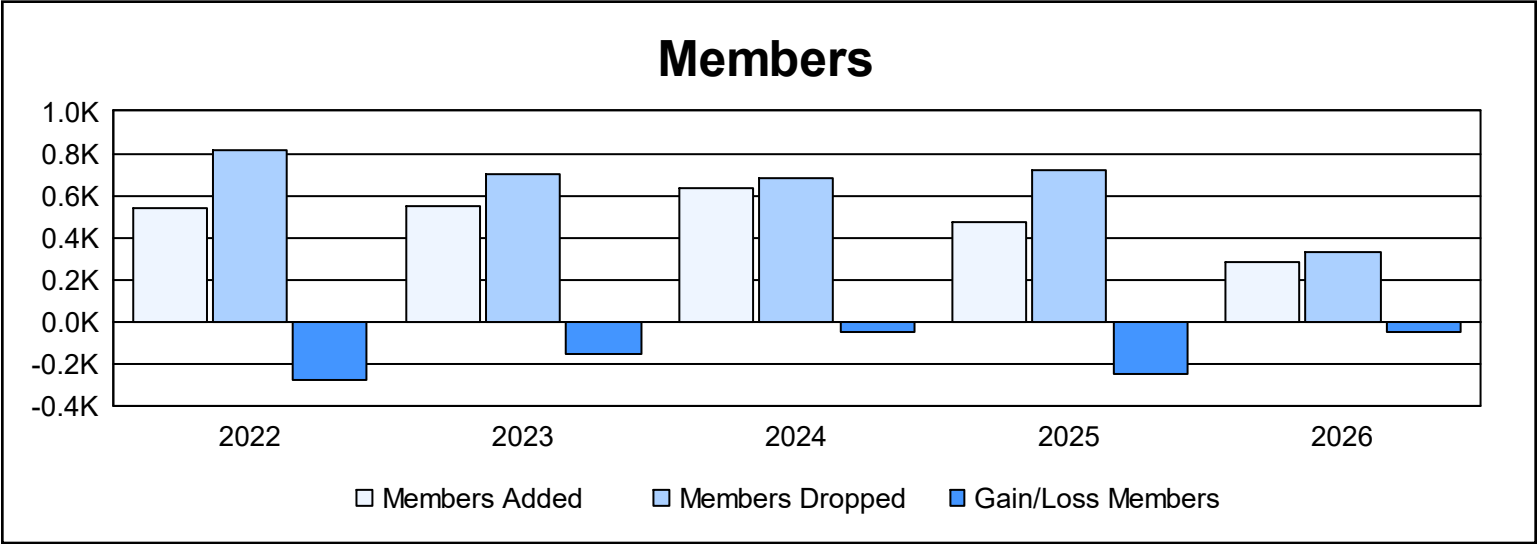
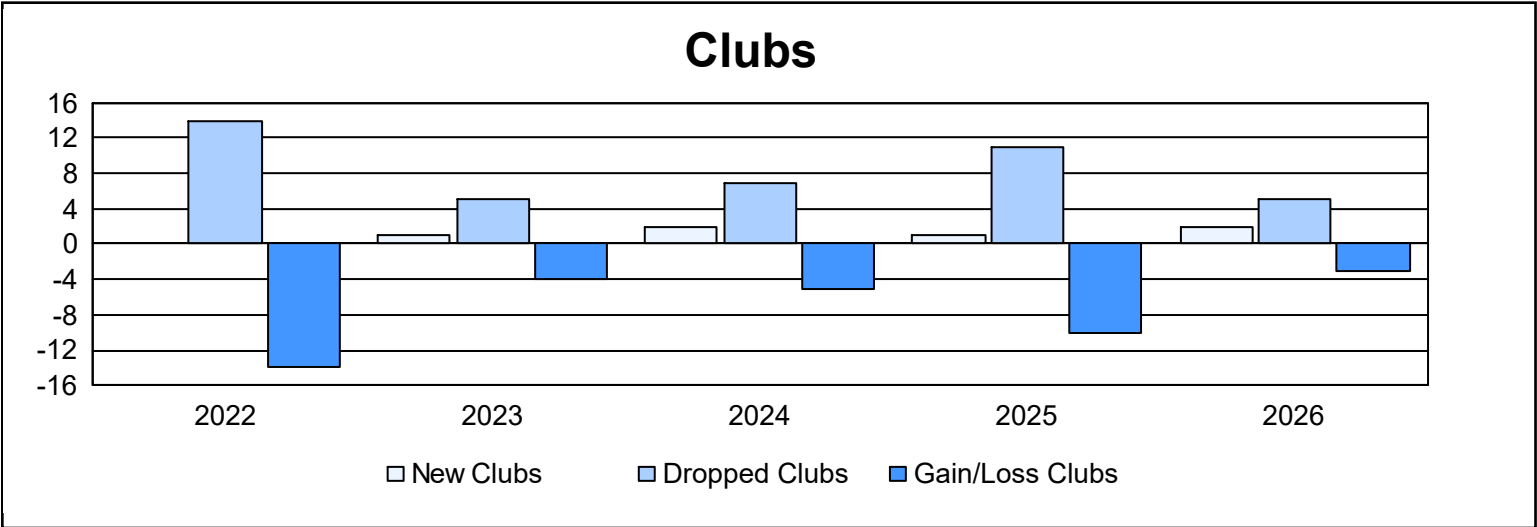
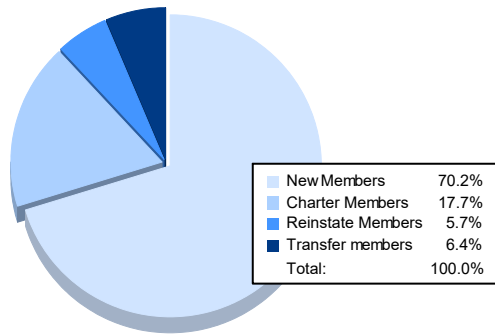


Year	New Clubs	Dropped Clubs	Gain/ Loss Clubs	New Members	Charter Members	Reinstate Members	Transfer Members	Total Member Added	Total Members Dropped	Gain/ Loss Members
2021-2022	0	14	-14	424	11	50	54	539	815	-276
2022-2023	1	5	-4	441	51	26	27	545	697	-152
2023-2024	2	7	-5	491	54	43	47	635	682	-47
2024-2025	1	11	-10	358	24	49	40	471	719	-248
2025-2026	2	5	-3	198	50	16	18	282	334	-52
Average	1	8	-7	382	38	37	37	494	649	-155



## Membership Composition

### December 2025 Cumulative



## Gender Composition

### December 2025 Cumulative

